


Paper, Paper Everywhere: Paper Choices in K-2 Classes!


Paper Choices in K-2 can really influence your writers. It's a power to be taken very seriously. The paper choices can encourage or limit your writers. Some writers will fill up as many lines as you give them. When you are pushing for volume or stamina, add more lines or staple pages into books. Also, as handwriting matures- they need lines that are closer together. Having special papers come out for a particular study (skinny paper for poetry) is not only exciting, but can really push writers in the right direction. As always, they are never ALL out at once- they are introduced and modeled in a minilesson. I do not put a "name line" on any of my paper choices so the picture box/ space can be inverted.

Below are some of my favorite K-2 paper examples:


Pushing towards words




Pushing towards a sentence (or two)




Border (pictures around!)




Picture and Write More




Picture Box



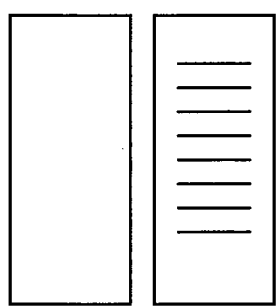
Write More!



Shorter pages stapled
Into 3 page books
(with extra singles
to add on)



Poetry (with or w/out lines)



Letter

